
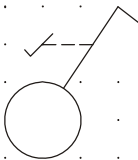
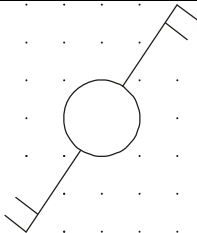


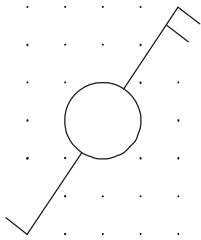
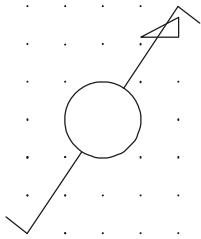
Questionnaire of Installation switches for evaluation

This document is intended to be used by the IEC 60617 validation team.

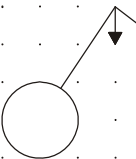
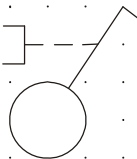
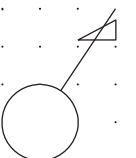
Please cast your vote of the symbols related to CR C00199-C00201, C00203-C00205 below.

Also make your comments to other symbols discussed in this change request. Please propose action such as “CR for changed symbol”; “CR for additional symbol”; “No change”, etc. Make your notes in the word file available in the collaboration tool.

CR ID (Symbol)	Installation diagram	Vote (Please mark)	Comment (Please add your comment)
C0199 (S01863)	Three are described in the description of wireless connections. Select your preferred proposal for validation of C0199.	Next step : Proposal 1? Proposal 2? Proposal 3?	
C0200 (S01864)		Next step : Validate? Change? Reject?	
C0201 (S01864)		Next step : Validate? Change? Reject?	
C0203 (S01867)		Next step : Validate? Change? Reject?	

C0204 (S01868)		Next step : Validate? Change? Reject?	
C0205 (S01869)		Next step : Validate? Change? Reject?	

Questionnaire of Installation switches as described in part 2

Symbol	New proposal	Comment (Please add your comment)
S00474 	S00474A 	
S00473 	S00473A 